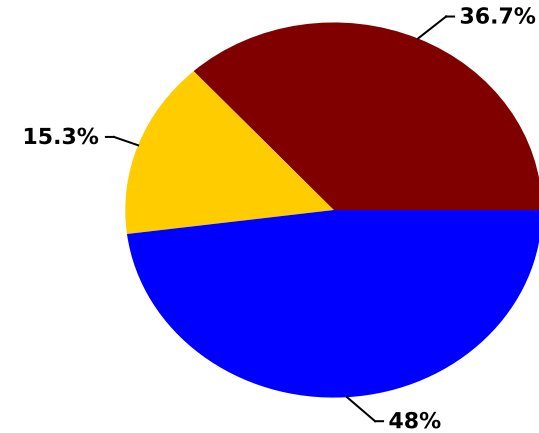


Mathematics

Projected to: **ACT College Readiness** taken in **spring**.

View Linking Study: <https://www.nwea.org/resources/map-college-readiness-benchmarks/>

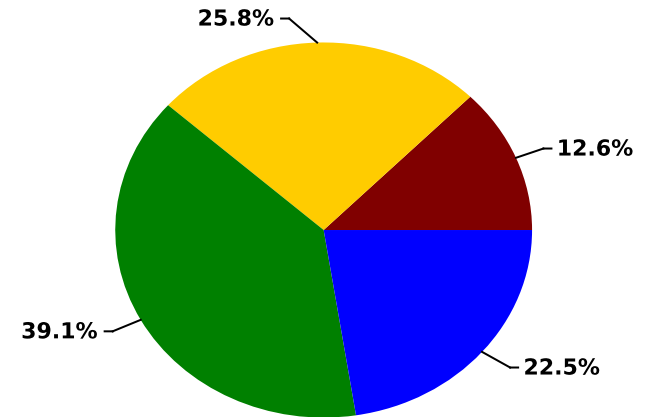
Grade	Student Count	Not On Track		On Track 22		On Track 24	
		Count	Percent	Count	Percent	Count	Percent
5	29	13	44.8%	3	10.3%	13	44.8%
6	24	10	41.7%	7	29.2%	7	29.2%
7	21	7	33.3%	3	14.3%	11	52.4%
8	24	6	25.0%	2	8.3%	16	66.7%
Total	98	36	36.7%	15	15.3%	47	48.0%



Projected to: **Minnesota Comprehensive Assessments-Series III** taken in **spring**.

View Linking Study: <https://www.nwea.org/resources/minnesota-linking-study/>

Grade	Student Count	Does not meet		Partially Meets		Meets		Exceeds	
		Count	Percent	Count	Percent	Count	Percent	Count	Percent
3	18	1	5.6%	6	33.3%	5	27.8%	6	33.3%
4	35	11	31.4%	6	17.1%	17	48.6%	1	2.9%
5	29	5	17.2%	9	31.0%	11	37.9%	4	13.8%
6	24	2	8.3%	8	33.3%	12	50.0%	2	8.3%
7	21	0	0.0%	7	33.3%	6	28.6%	8	38.1%
8	24	0	0.0%	3	12.5%	8	33.3%	13	54.2%
Total	151	19	12.6%	39	25.8%	59	39.1%	34	22.5%



Explanatory Notes

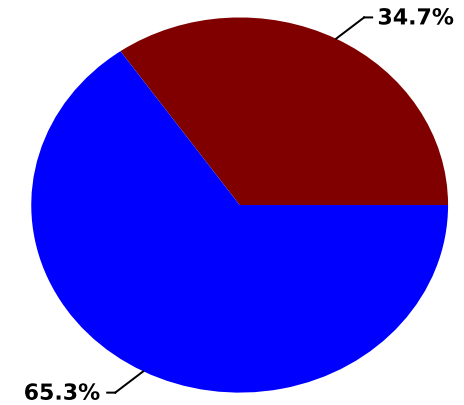
This report shows students' projected performance on the state assessment(s) based on NWEA alignment/linking studies. Performance categories are defined by the state and are specific to each state. For any state or location that does not have an associated state summative test the NWEA Generic Linking Study is provided.

Mathematics

Projected to: **SAT** taken in **spring**.

View Linking Study: <https://www.nwea.org/resources/map-growth-college-readiness-benchmarks/>

Grade	Student Count	Not On Track		On Track	
		Count	Percent	Count	Percent
5	29	11	37.9%	18	62.1%
6	24	10	41.7%	14	58.3%
7	21	7	33.3%	14	66.7%
8	24	6	25.0%	18	75.0%
Total	98	34	34.7%	64	65.3%



Explanatory Notes

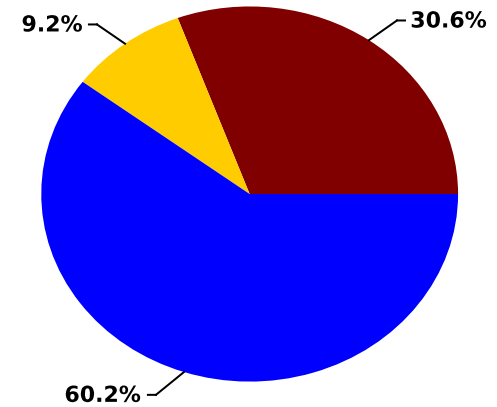
This report shows students' projected performance on the state assessment(s) based on NWEA alignment/linking studies. Performance categories are defined by the state and are specific to each state. For any state or location that does not have an associated state summative test the NWEA Generic Linking Study is provided.

Reading

Projected to: **ACT College Readiness** taken in **spring**.

View Linking Study: <https://www.nwea.org/resources/map-college-readiness-benchmarks/>

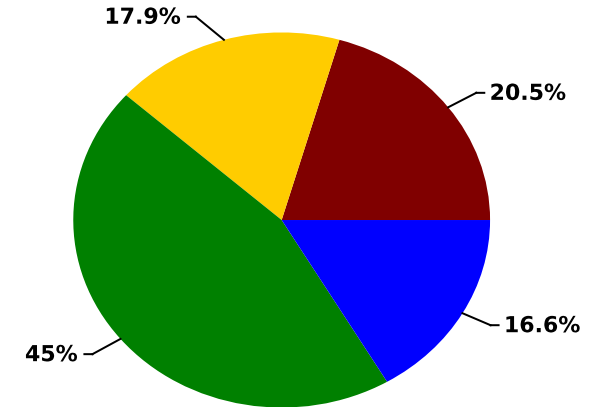
Grade	Student Count	Not On Track		On Track 22		On Track 24	
		Count	Percent	Count	Percent	Count	Percent
5	29	12	41.4%	2	6.9%	15	51.7%
6	24	11	45.8%	3	12.5%	10	41.7%
7	21	5	23.8%	2	9.5%	14	66.7%
8	24	2	8.3%	2	8.3%	20	83.3%
Total	98	30	30.6%	9	9.2%	59	60.2%



Projected to: **Minnesota Comprehensive Assessments-Series III** taken in **spring**.

View Linking Study: <https://www.nwea.org/resources/minnesota-linking-study/>

Grade	Student Count	Does not meet		Partially Meets		Meets		Exceeds	
		Count	Percent	Count	Percent	Count	Percent	Count	Percent
3	18	4	22.2%	3	16.7%	9	50.0%	2	11.1%
4	35	12	34.3%	11	31.4%	10	28.6%	2	5.7%
5	29	6	20.7%	6	20.7%	12	41.4%	5	17.2%
6	24	6	25.0%	3	12.5%	11	45.8%	4	16.7%
7	21	2	9.5%	3	14.3%	13	61.9%	3	14.3%
8	24	1	4.2%	1	4.2%	13	54.2%	9	37.5%
Total	151	31	20.5%	27	17.9%	68	45.0%	25	16.6%



Explanatory Notes

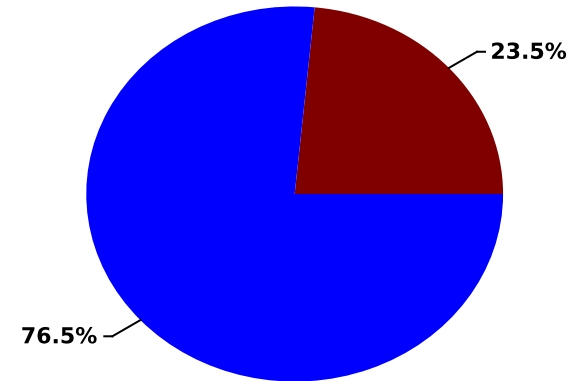
This report shows students' projected performance on the state assessment(s) based on NWEA alignment/linking studies. Performance categories are defined by the state and are specific to each state. For any state or location that does not have an associated state summative test the NWEA Generic Linking Study is provided.

Reading

Projected to: **SAT** taken in **spring**.

View Linking Study: <https://www.nwea.org/resources/map-growth-college-readiness-benchmarks/>

Grade	Student Count	Not On Track		On Track	
		Count	Percent	Count	Percent
5	29	10	34.5%	19	65.5%
6	24	9	37.5%	15	62.5%
7	21	3	14.3%	18	85.7%
8	24	1	4.2%	23	95.8%
Total	98	23	23.5%	75	76.5%



Explanatory Notes

This report shows students' projected performance on the state assessment(s) based on NWEA alignment/linking studies. Performance categories are defined by the state and are specific to each state. For any state or location that does not have an associated state summative test the NWEA Generic Linking Study is provided.